

Learning Together



Creating Learning Environments Outside the Traditional Classroom

Introduction

New Classrooms

Sparking Curiosity Activities

Sparking Curiosity About...

Introduction

Learning Environments can be any place or any location. Parents and caregivers can activate learning and create a learning environment by stimulating an awareness of the potential learning possibilities in the environment. Comments of “boredom” are often a consequence of students who have not had the opportunity to learn how to cultivate an interest. Parents and caregivers are educational models; developing an interest can be contagious.

Whether it is riding in the car to visit a relative or shopping at the mall, we can cultivate a child’s curiosity by:

- Bringing attention to an object or part of an object that is unusual in some way (color, size, value, shape, etc.)
- Focusing on some part of a whole to determine how and why it functions as a part of the whole
- Asking what was the motivation factor behind it or its inclusion
- Stimulating curiosity by aligning it or hooking it on to something the individual already knows

Comments of “boredom” are often a consequence of students who have not had the opportunity to learn how to cultivate an interest. Parents and caregivers are educational models; developing an interest can be contagious.

Creating Learning Environments: New Classrooms



Dinner Table



Shopping



Riding in the Car



At the Park

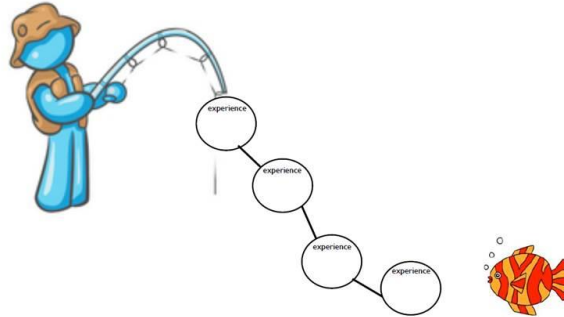


Visiting

Parents as Educational Models....



Capturing a Potential Interest




Sparking Curiosity Activities

The following graphics represent four methods to spark curiosity in any setting. Each of these graphics can be translated into questions to stimulate curiosity in a variety of situations and/or settings.

- Look at _____.
What are the parts that come together to create the whole (picture, object, etc.)?
- Look at _____.
What parts or detail seems to “stand out” or be the most important?
- Look at _____.
What do you think was the reason or purpose for its function, role, or use?
- Look at _____.
How does this relate to something you already know?

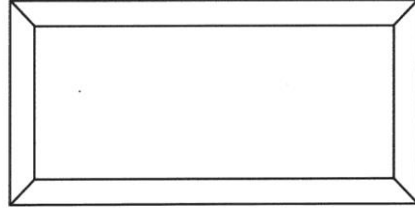
Sparking curiosity about

Ponder what was/is behind it.



Sparking curiosity about

See it as part of a bigger picture.



Sparking curiosity about

Examine some small part.



Sparking curiosity about

Hook it on to something you know.



How it hooks on to what I already know.

And More Talk....

